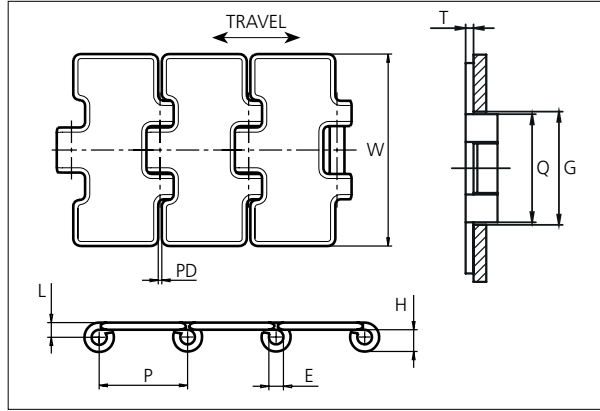


Slat Top Steel Chain

Series **uni 810** Type **Single Hinge**



Slat Top Steel Chain
 Straight running chain
 Pitch: 38.1 mm (1.50 in)
 Backflex radius:
 150.0 mm (5.91 in)

 Standard shipping lengths:
 coils of 80 links
 = 3.048 m (10.0 ft)

STANDARD

E		G		H		L		P		Q		T		PD	
mm	in	mm	in	mm	in	mm	in	mm	in	mm	in	mm	in	mm	in
6.4	0.25	44.5	1.75	9.9	0.39	6.5	0.26	38.1	1.50	42.5	1.67	3.0	0.12	1.6	0.06

STRAIGHT RUNNING

	Width (W)		Weight		Permissible tensile strength N/lbf	Chain material	Pin material*	Surface	
	mm	in	kg/m	lb/ft				Roughness	Hardness
K225	57.1	2.25	2.18	1.46	4000 / 899	S1045 (Heat-treated Carbon Steel)	S1045 (Case-hardened Carbon Steel)	> 0.5 µm	43 HRC
K250	63.5	2.50	2.25	1.51					
K325	82.6	3.25	2.65	1.78					
K400	101.6	4.00	3.00	2.02					
K450	114.3	4.50	3.30	2.22					
K600	152.4	6.00	4.20	2.82					
K750	190.5	7.50	5.10	3.43					

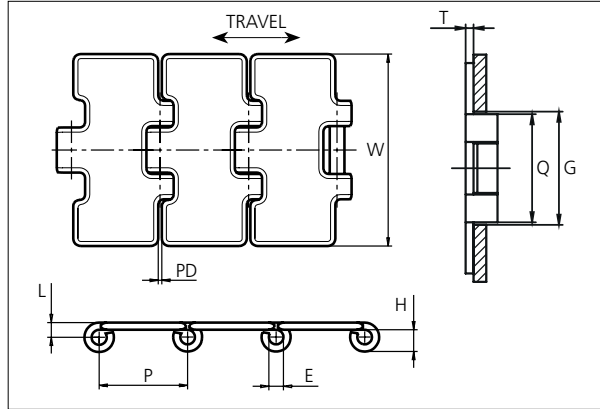
PITCH 38.1 MM/1.50 IN

* Chains with special hardened pin (HP) for additional wear resistance and higher corrosion strength are made to order.



Slat Top Stainless Steel Chain

Series **uni 812** Type **Single Hinge**



Slat Top Stainless Steel Chain

Straight running chain
Pitch: 38.1 mm (1.50 in)
Backflex radius:
150.0 mm (5.91 in)

Standard shipping lengths:
coils of 80 links
= 3.048 m (10.0 ft)

STANDARD

E		G		H		L		P		Q		T		PD	
mm	in	mm	in	mm	in	mm	in	mm	in	mm	in	mm	in	mm	in
6.4	0.25	44.5	1.75	9.9	0.39	6.5	0.26	38.1	1.50	42.5	1.67	3.0	0.12	1.6	0.06

Width (W)		Weight		Permissible tensile strength N/lbf	Chain material	Pin material*	Surface	
mm	in	kg/m	lb/ft				Roughness	Hardness
K225	57.1	2.25	2.18	2250 / 506	ASI 430 (Work hardened ferritic stainless steel)	AISI 431 (Work hardened magnetic stainless steel)	< 0.5 µm	20 HRC
K250	63.5	2.50	2.25					
K325	82.6	3.25	2.65					
K400	101.6	4.00	3.00					
K450	114.3	4.50	3.30					
K600	152.4	6.00	4.20					
K750	190.5	7.50	5.10					


STRAIGHT RUNNING

PITCH 38.1 MM/1.50 IN

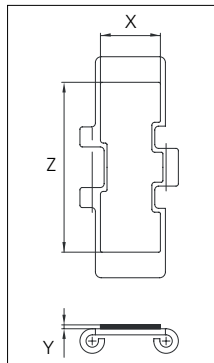
* Chains with special hardened pin (HP) for additional wear resistance and higher corrosion strength are made to order.

Accessories

Rubber Top



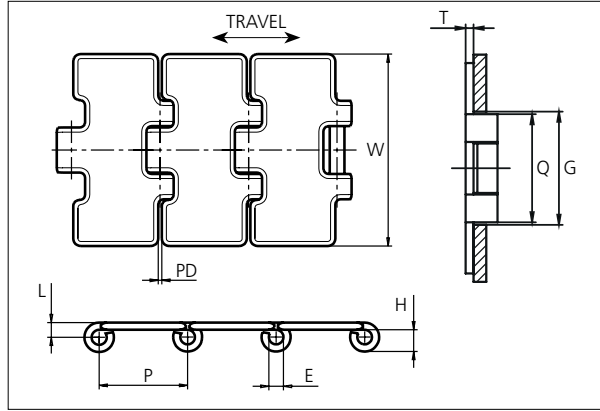
Non stock item. Contact Customer Service for delivery time.



Width	Rubber material	Z		X		Y	
		mm	in	mm	in	mm	in
K125	06 K	27.0	1.06	20.0	0.79	2.0	0.08
K325	06 K	77.0	3.03	30.0	1.18	2.0	0.08
K450	06 K	108.0	4.25	27.0	1.06	2.0	0.08
K600	06 K	146.0	5.75	30.0	1.18	2.0	0.08
K750	06 K	146.0	5.75	30.0	1.18	2.0	0.08

Slat Top Stainless Steel Chain

Series **uni 815** Type **Single Hinge**



Slat Top Stainless Steel Chain
 Straight running chain
 Pitch: 38.1 mm (1.50 in)
 Backflex radius:
 150.0 mm (5.91 in)
 Standard shipping lengths:
 coils of 80 links
 = 3.048 m (10.0 ft)

STANDARD

E		G		H		L		P		Q		T		PD	
mm	in	mm	in	mm	in	mm	in	mm	in	mm	in	mm	in	mm	in
6.4	0.25	44.5	1.75	9.9	0.39	6.5	0.26	38.1	1.50	42.5	1.67	3.0	0.12	1.6	0.06

STRAIGHT RUNNING

Width (W)		Weight		Permissible tensile strength N/lbf	Chain material	Pin material*	Surface		
mm	in	kg/m	lb/ft				Roughness	Hardness	
K250	63.5	2.50	2.25	2250 / 506	AISI 304 (Work hardened Crome-nickel 18/8 austenitic Stainless Steel)	AISI 304 (Work hardened Crome-nickel 18/8 austenitic Stainless Steel)	< 0.5 µm	26 HRC	
K325	82.6	3.25	2.65						1.78
K400	101.6	4.00	3.00						2.02
K450	114.3	4.50	3.30						2.22
K600	152.4	6.00	4.20						2.82
K750	190.5	7.50	5.10						3.43

PITCH 38.1 MM/1.50 IN

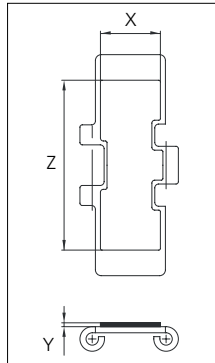
* Chains with special hardened pin (HP) for additional wear resistance and higher corrosion strength are made to order.

Accessories

Rubber Top



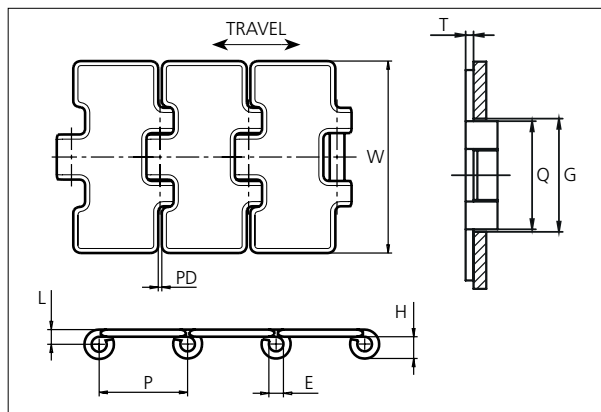
Non stock item. Contact Customer Service for delivery time.



Width	Rubber material	Z		X		Y	
		mm	in	mm	in	mm	in
K325	06 K	77.0	3.03	30.0	1.18	2.0	0.08
K450	06 K	108.0	4.25	27.0	1.06	2.0	0.08
K600	06 K	146.0	5.75	30.0	1.18	2.0	0.08
K750	06 K	146.0	5.75	30.0	1.18	2.0	0.08

Slat Top Stainless Steel Chain

Series **uni 815 PLUS⁺** Type **Single Hinge**



Slat Top Stainless Steel Chain

Straight running chain
Pitch: 38.1 mm (1.50 in)
Backflex radius:
150.0 mm (5.91 in)

Standard shipping lengths:
coils of 80 links
= 3.048 m (10.0 ft)


E		G		H		L		P		Q		T		PD	
mm	in	mm	in	mm	in	mm	in	mm	in	mm	in	mm	in	mm	in
6.4	0.25	44.5	1.75	9.9	0.39	6.5	0.26	38.1	1.50	42.5	1.67	3.0	0.12	1.6	0.06

Width (W)			Weight		Permissible tensile strength N/lbf	Chain material	Pin material*	Surface	
	mm	in	kg/m	lb/ft				Roughness	Hardness
K325	82.6	3.25	2.65	1.78	3000 / 674	S420 35 (Special Work hardened Crome-nickel ferritic Stainless Steel)	AISI 431 (Work hardened magnetic Stainless Steel)	< 0.3 μm	30 HRC
K330	83.8	3.30	2.70	1.81					
K400	101.6	4.00	3.00	2.02					
K450	114.3	4.50	3.30	2.22					
K600	152.4	6.00	4.20	2.82					
K750	190.5	7.50	5.10	3.43					

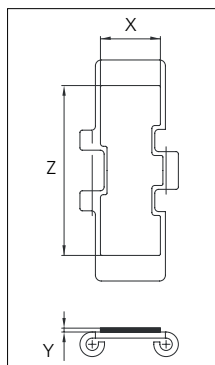
* Chains with special hardened pin (HP) for additional wear resistance and higher corrosion strength are made to order.

Accessories

Rubber Top



Non stock item. Contact Customer Service for delivery time.



Width	Rubber material	Z		X		Y	
		mm	in	mm	in	mm	in
K325	06 K	77.0	3.03	30.0	1.18	2.0	0.08
K450	06 K	108.0	4.25	27.0	1.06	2.0	0.08
K600	06 K	146.0	5.75	30.0	1.18	2.0	0.08
K750	06 K	146.0	5.75	30.0	1.18	2.0	0.08

Sprocket

No. of teeth	Pitch diameter		Overall diameter		Min. ϕ bore		Max. ϕ bore		Hub diameter		Dimension A		Dimension B		Molded PA6 LG	Molded Cast Iron	Machined PA6 LG
	mm	in	mm	in	mm	in	mm	in	mm	in	mm	in	mm	in			
Z13	82.0	3.22	79.0	3.11	20	0.8	40	1.6	n/a	n/a	29.8	1.17	48.1	1.89		✓	
Z19	117.3	4.62	117.0	4.61	20	0.8	40	1.6	58	2.28	58.7	2.31	64.5	2.54	✓	✓	
Z21	129.2	5.09	130.0	5.12	20	0.8	40	1.6	58	2.28	65	2.56	70.5	2.78	✓	✓	
Z23	141.2	5.56	142.0	5.59	20	0.8	40	1.6	58	2.28	71.2	2.80	76.5	3.01	✓	✓	
Z25	153.2	6.03	155.0	6.10	20	0.8	40	1.6	58	2.28	77.4	3.05	82.5	3.25	✓	✓	
Z27	165.2	6.50	167.0	6.57	20	0.8	70	2.8	n/a	n/a	83.6	3.29	88.5	3.48		✓	✓
Z29	177.2	6.98	179.0	7.05	20	0.8	70	2.8	n/a	n/a	89.8	3.54	94.6	3.72		✓	✓
Z31	189.3	7.45	192.0	7.56	20	0.8	70	2.8	n/a	n/a	95.9	3.78	100.6	3.96		✓	✓

Two part sprocket

No. of teeth	Pitch diameter		Overall diameter		Min. ϕ bore		Max. ϕ bore		Hub diameter		Dimension A		Dimension B		Molded PA6 LG
	mm	in	mm	in	mm	in	mm	in	mm	in	mm	in	mm	in	
Z19	117.3	4.62	117.0	4.61	20.0	0.79	40.0	1.57	58.0	2.28	58.7	2.31	64.5	2.54	✓
Z21	129.2	5.09	130.0	5.12	20.0	0.79	40.0	1.57	58.0	2.28	65.0	2.56	70.5	2.78	✓
Z23	141.2	5.56	142.0	5.59	20.0	0.79	40.0	1.57	58.0	2.28	71.2	2.80	76.5	3.01	✓
Z25	153.2	6.03	155.0	6.10	20.0	0.79	40.0	1.57	58.0	2.28	77.4	3.05	82.5	3.25	✓

Molded sprocket



Cast iron sprocket



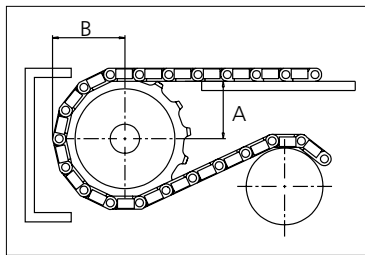
Machined sprocket



Two part sprocket



Non standard material and color:
See uni Material and Color Overview.



Please ensure that sufficient size shaft and keyway are chosen for corresponding load.

Other sprocket sizes are available upon request

Width of tooth: 42.3 mm/1.67 in

Width of sprocket: 42.3 mm/1.67 in

uni Retainer Rings: See uni Retainer Ring data sheet

uni Idler: See uni Idler data sheet

uni Guide Rings can be mounted on cast iron and machined sprockets. See uni Guide Rings data sheet



Conveyor Belts



Seamless Belts



Modular Belts



Timing Belts



Transmission Belts



Fabrication & service

This information is subject to alteration due to continuous development. Ammeraal Beltech will not be held liable for the incorrect use of the above stated information. This information replaces previous information. All activities performed and services rendered by Ammeraal Beltech are subject to general terms and conditions of sale and delivery, as applied by its operating companies.