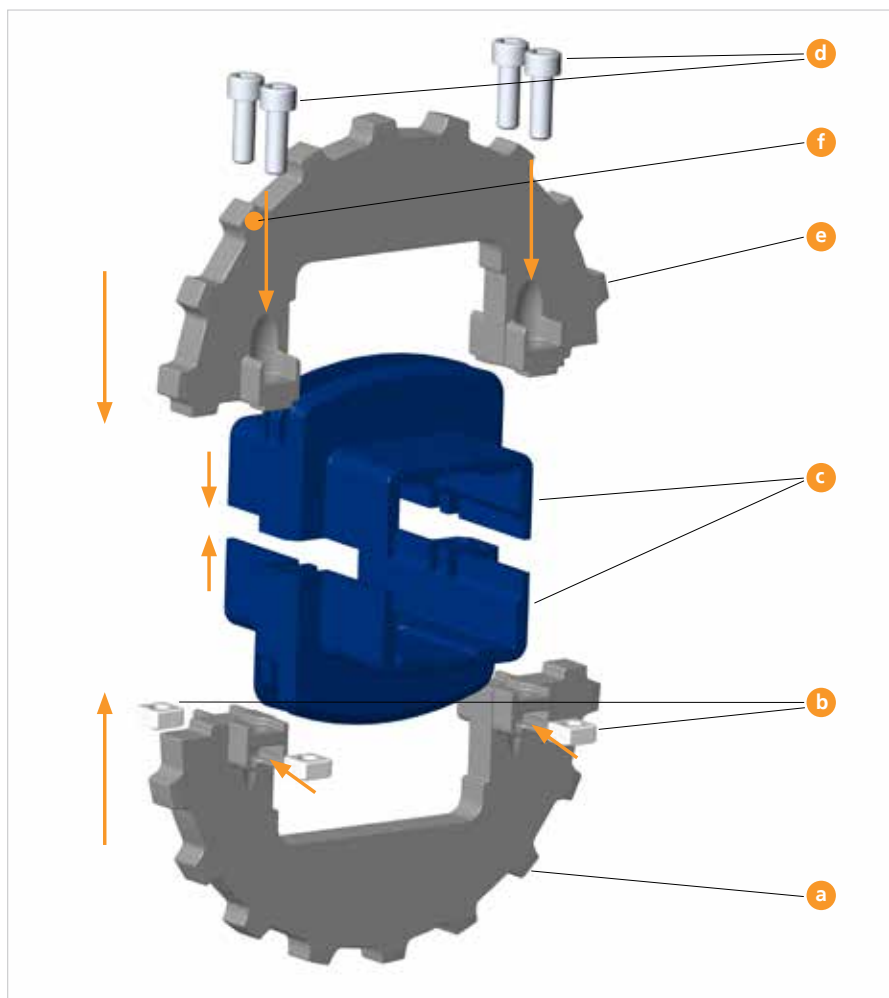


uni UltraFit Two-Part Sprocket System

Installation instruction for uni UltraFit Two-Part Sprocket System.

Please find more information about uni UltraFit Two-Part Sprocket System on www.unichains.com.



One uni UltraFit Two-Part Sprocket System contains:

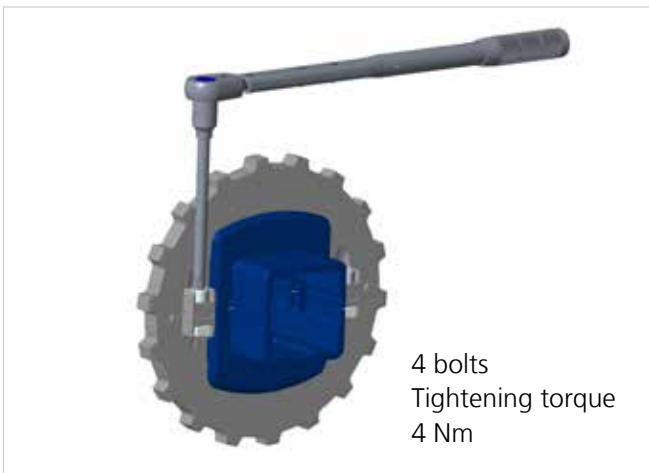
- 2 adapter halves
 - 2 sprocket halves
 - 4 screws M6 20 mm long
 - 4 nuts M6
- sprockets supplied unassembled

How to assemble

1. Push the 4X square M6 nuts **b** into the retaining slots in the bottom sprocket half **a**.
2. Place 1 half of the adaptor **c** into the bottom sprocket half **a**.
3. Push the 4X M6 bolts **d** into the holes in the top half of the sprocket **e**. The M6 bolts are held in place by the sprocket moulding, so some resistance in inserting these bolts exists.
4. Mount the second half of the adaptor **c** into the top sprocket half **e**.
5. Mount the two halves of the sprocket **a** + **e** together with both adaptor halves **c** around the square conveyor drive shaft. Check and ensure the timing marks on sprocket teeth **f** are in-line with other sprockets.
6. Using an Allen Key, tighten all bolts equally until they are "firm".
7. Tighten all bolts equally to a torque of 4 Nm.

Sprocket installation

Place the sprockets with the timing marks on sprocket teeth in the same position to ensure alignment on the shaft and correct engagement of the belt.



Caution | Achtung | Attenzione | Atención | Precautions

Storage/Lagerung/Stoccaggio/Almacenamiento/Stockage

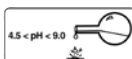
Caution: Do not expose to direct sunlight.
Warnung: Die Produkte keinem direkten Sonnenlicht aussetzen.
Attenzione: Non esporre alla luce diretta del sole.
Precaución: No exponer el producto a la luz solar directa.
Attention: ne pas exposer au rayon du soleil.

Caution: Do not expose product to extreme temperatures.
Warnung: Die Module nicht extremen Temperaturen aussetzen.
Attenzione: Non esporre il prodotto ad elevate temperature.
Precaución: No exponer el producto a temperaturas extremas.
Attention: ne pas exposer aux températures extrêmes.

Danger: Fire-sustaining
Gefahr: Brandfördernd
Pericolo: Altamente infiammabile
Peligro: Producto combustible
Attention: Combustible

Danger: Ignited plastic may generate poisonous smoke.
Gefahr: Beim Verbrennen von Kunststoff entsteht giftiger Rauch.
Pericolo: La plastica infiammata potrebbe generare fumo tossico.
Peligro: Plástico inflamable puede generar humo tóxico.
Attention: le plastique enflammé peut générer des fumées toxiques.

Chemicals
Chemikalien
Prodotto chimico
Químicos
Produits chimiques



Installation/Installation/Installazione/Instalación/Installation

Be careful: Safety shoes required.
Vorsicht: Arbeitsschuhe tragen.
Attenzione: Usare scarpe infortunistiche.
Cuidado: Calzado de seguridad preciso.
Attention: utiliser des chaussures de sécurité.

Danger: Eye protection required.
Gefahr: Schutzbrille tragen.
Pericolo: Proteggersi gli occhi
Peligro: Se precisa protección en los ojos.
Attention: se protéger les yeux.

Caution: Gloves required.
Warnung: Schutzhandschuhe tragen.
Attenzione: Usare i guanti.
Precaución: Se precisan guantes.
Attention: porter des gants.

Be careful: Prevent accidents.
Vorsicht: Unfälle vorbeugen.
Attenzione: Prevenire incidenti.
Cuidado: Prevenir accidentes.
Attention: prévenir les accidents.

Note: Use proper tools in good condition.
Achtung: Nur geeignetes Werkzeug in gutem Zustand verwenden.
Nota bene: Usare strumenti adatti in buone condizioni.
Nota: Emplear instrumentos adecuados en buenas condiciones.
Attention: Utiliser l'outil approprié et en bon état.

